

### Model #2 – Wall hung with wing bracket

Generally recommended for Urinal Screen application. Screen is mounted to wall with Mills chrome plated wing bracket.

### Model #3 – Floor mounted

Generally recommended for Privacy Screen application. Screen has floor mounting and requires minimum 3" concrete floor for anchoring. This model can also be modified to become a floor-to-ceiling mounted by changing the mounting pilaster.

### Model #4 – Wall hung with T-335L Brackets

Generally used for Urinal Screen application where the use of the Mills wing bracket is not desired.

### Model #5 – Government flanged with Wing Bracket

Generally used where specifications require the Urinal Screen to have a continuous bracket in addition to the Mills wing bracket.

## Construction

### Permaseal™ Panels

Consist of two sheet metal faces spaced and insulated with a moisture-resistant honeycomb core, adhered to the inner surfaces with a 10155-2 moisture-resistant adhesive and set under pressure for 24 hours. Edges are formed to interlock together to provide a watertight fit without loose crown molding. Corners are welded and finished smooth. Panels are minimum 1" thick, unless otherwise indicated. Continuous panel and wall angles shall be single piece for all wall and pilaster connections. Powder Coated Panels are manufactured from domestic 22 gauge galvanized sheet metal.

Powder Coated panels are electro-statically applied with a thermally bonded technique offering superior adhesion and oven cured to provide a mar-resistant finish. Mills offers a full range of standard colors.

Stainless Steel Panels are manufactured from 22 gauge 300 Series stainless steel. Options for finish include #4 satin brushed, 5WL textured, or leather grain finish. Includes cover with self-adhesive protective coating for protection during installation.

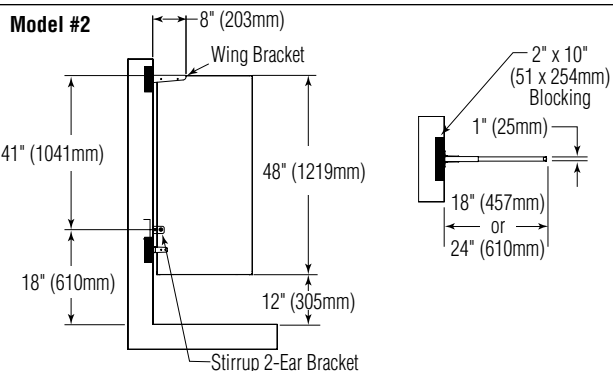
### Hardware

Compartments shall be provided with all hardware and fastenings to provide a complete installation.

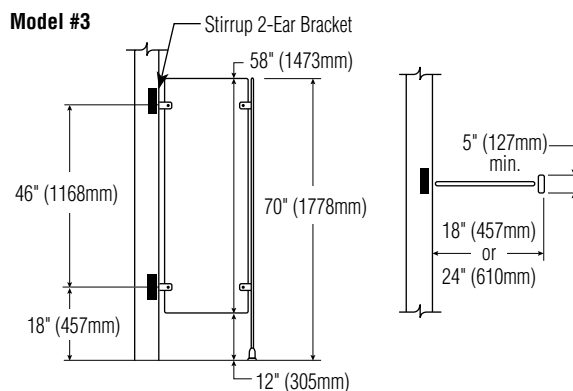
### Urinal Screens

Urinal Screens feature same construction as panels; minimum 1" thick. Three styles: Wall-Hung, which attach to wall with two chromed non-ferrous brackets; Floor-Mounted, which provide 5" width front attached with four brackets, two at the wall and two at the front; and GSA, which attach to wall with 8" top-mounted 11 gauge steel chrome-plated wing bracket and continuous full-height "U" bracket.

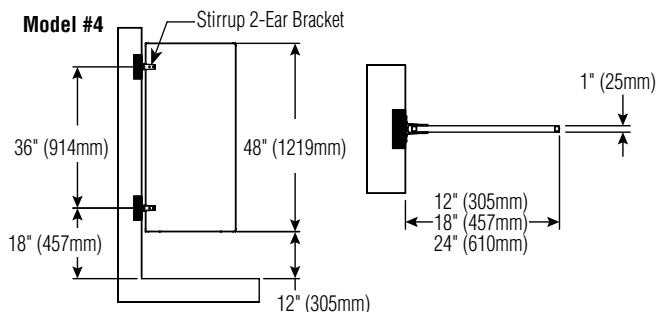
Model #2



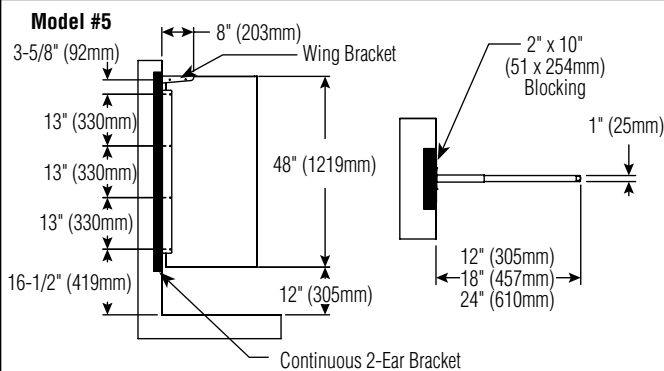
Model #3



Model #4



Model #5



Verify all rough-in dimensions prior to installation.

Consult local and national codes. Conformity and compliance to local and national codes is the responsibility of the installer.